



Session 1: The Vision

Aims and Outcomes

- Understand why the programme is taking place;
- Be inspired by the vision of **Life to the Full**;
 - Develop a broad understanding of the programme content;
- Know where further information about the programme content can be accessed.

Programme STRUCTURE

- Key Stage One
- Lower Key Stage Two
- Upper Key Stage Two

Module 1
Created and
Loved by God



Units:

- Religious Understanding
- Me, My Body, My Health
- Emotional Well-being
- Life cycles

Module 2
Created to
Love Others



Units:

- Religious Understanding
- Personal Relationships
- Keeping Safe

Module 3
Created to Live
in Community




Units:

- Religious Understanding
- Living in the Wider World

Various Lessons and Sessions


Module I: Created and Loved by GOD



Module One: Created and Loved by God explores the individual. Rooted in the teaching that we are made in the image and likeness of God, it helps children to develop an understanding of the importance of valuing themselves as the basis for personal relationships.

Module I: Created and Loved by GOD

Kester's Adventures follows the story of Kester who is in search of his Maker. When he finds his maker, Abraham, Kester develops a deep and personal relationship with him over many years. As the children grow through the learning stages, Kester's story grows in complexity as he tries to understand his place in the world when faced with more challenging life decisions. Ultimately, he is always reminded that he was created by Abraham, along with his parents, and was loved and cared for even before he was born.



Module I: Created and Loved by GOD

What makes us DIFFERENT?

- Eye colour
- Hair colour
- Height
- Body shape
- Skin colour
- Age
- Gender
- Clothes

- Language/Accent
- Type of family
- Gifts and talents
- Favourite things

Leona

I'm Leona and I'm 6 years old. I've got curly brown hair which Mum always says looks like its been dragged through a hedge backwards. I've got two older brothers who are twins. My favourite colour is yellow like the sun. Can you guess what my favourite thing to do is?

Some of those things are cool, but my favourite thing to do in the world is climb trees with my brothers. They're taller than me so can help me up to the higher branches!

The Cycle of LIFE

Can you help SUSIE?

What should she do? - TEETH BRUSHING

- ★ Brush your teeth twice each day, for around 2 minutes
- ★ Visit the dentist every 6 months
- ★ Brushing properly removes plaque - which can cause cavities (holes), toothache, gum disease and even our teeth to fall out!
- ★ It also gives us lovely fresh breath and stops our teeth feeling luzzy!

- Happy
- Sad
- Angry
- Scared
- Bored
- Sleepy
- Disgust
- Calm

Key Stage One:

- We are uniquely made by a loving God;
- We have differences and similarities;
- Key information about staying physically healthy;
- Understanding feelings and emotions, including strong feelings such as anger;
- The cycle of life from birth to old age.

Module I: Created and Loved by GOD

Lower Key Stage Two:

- Understanding differences;
- Respecting our bodies;
- Puberty and changing bodies;
- Strategies to support emotional wellbeing including practicing thankfulness;
- The development of pupils' understanding of life before birth.



Module I: Created and Loved by GOD

Making BABIES



Peculiar FEELINGS



Menstruation



Gifts and TALENTS



Spots AND Sleep



Upper Key Stage Two:


- Appreciation of physical and emotional differences;
- A more complex understanding of physical changes in girl and boys bodies;
- Body image;
- Strong emotional feelings;
- The impact of the internet and social media on emotional well-being;
- A more nuanced and scientific understanding of life in the womb and how babies are made;
- Menstruation.

Module 1: Created and Loved by GOD

Paradise Street is an original drama series for Upper Key Stage Two which follows the story of 4 friends – Finn, Leyla, Marcus and Siobhan – who have different personal and social experiences related to growing up and puberty. Each episode lasts about 10 minutes and is followed by a time of teacher-led discussion with the pupils. Each session also includes an episode of “**Delving Deeper into Paradise Street**” in which two fun presenters explore the issues in the drama and provide some teaching for pupils (which also acts as guidance and support for teachers). Each concludes with a time of personal writing in a **Module 1 Workbook** which will help the pupils to digest and personalise the teaching.



Module 2: Created to Love OTHERS

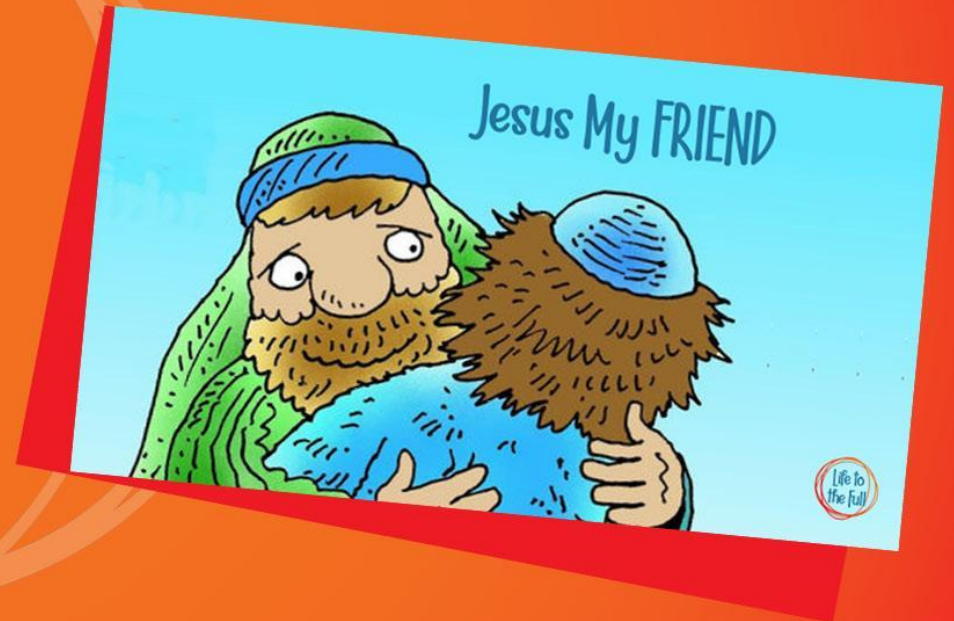


Module Two: Created to Love Others explores the individual's relationship with others. Building on the understanding that we have been created out of love and for love, this module explores how we take this calling into our family, friendships and relationships, and teaches strategies for developing healthy relationships and keeping safe.

Module 2: Created to Love OTHERS

Gospel Stories

At the start of each learning stage, we begin with a series of story sessions based on a key Gospel story which provides the religious foundation for the teaching that will follow. For example, through an imaginative retelling of the Prodigal Son, children deepen their understanding of the concept of sin and the importance of forgiveness in relationships.



Module 2: Created to Love OTHERS



GOOD Secrets

- Any secret that has a specific point in time when it will be revealed.
- Good secrets are **always** temporary.

Illustration: A blue gift box with a white ribbon.



BAD Secrets

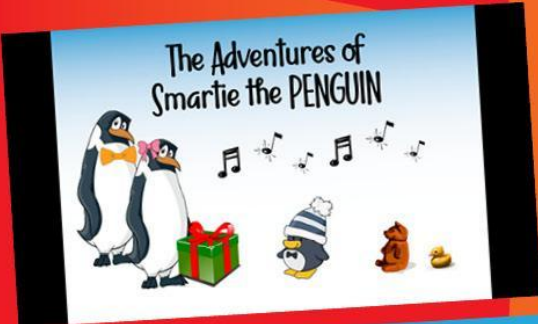
- Any secret that you are expected to keep for a long time or forever.
- Nearly all bad secrets keep something hidden that is bad.

Illustration: Three children looking worried.



What makes a GOOD or a BAD friend?

Illustration: Two silhouettes of children. The one on the left is holding a gift, labeled 'GOOD friend'. The one on the right is holding a gift with a red 'X' over it, labeled 'BAD friend'.



The Adventures of Smartie the PENGUIN

Illustration: A penguin, a gift box, a small penguin, and a teddy bear.



TALK PANTS AND STAY SAFE

NSPCC

EVERY CHILDHOOD IS WORTH FIGHTING FOR

Illustration: A banner with the words 'TALK PANTS AND STAY SAFE' hanging on a line.



My SUPER SPECIAL Squad

WHO is in your special squad?
WHAT makes them special to you?

Illustration: A group of seven diverse children standing together.

Key Stage One:

Unit 'Personal Relationships':

- Special People in their lives who they love and can trust;
- Coping with various social situations and dilemmas;
- The importance and saying sorry and forgiveness within relationships.

Unit 'Keeping Safe':

- The risks of being online (incorporating 'Smartie the Penguin' from Childnet);
- The difference between good and bad secrets;
- Teaching on physical boundaries (incorporating the PANTS resource the NSPCC).

Module 2: Created to Love OTHERS

Lower Key Stage Two:

Unit 'Personal Relationships':

- Children to develop a more complex appreciation of different family structures;
- Activities and strategies to help them develop healthy relationships with family and friends;
- Techniques for managing thoughts, feelings and actions.

Unit 'Keeping Safe':

- Incorporates some NSPCC resources around online safety;
- Teaching on bullying and abuse through a series of animated stories.



Module 2: Created to Love OTHERS

Under PRESSURE



16 to 18 yrs

Knowing the RULES: 4 Types of Abuse

- Emotional
- Physical Abuse
- Sexual Abuse
- Social Abuse

To SHARE... Or NOT to Share?



You are having a great time with your family on holiday and take a selfie of yourself and your little sister both in your swimming gear. You want to share it to show your friends what a great time you're having.



CONSENT

Consent means that you give PERMISSION for something to happen.



Positive VS Negative Self-Talk



Upper Key Stage Two:

Unit 'Personal Relationships':

- Equip children with strategies for more complex experiences of relationships and conflict;
- Identify and understand how to respond to spoken and unspoken pressure;
- The concept of consent ;
- Further teaching on how our thoughts and feelings have an impact on how we act.

Unit 'Keeping Safe':

- Risks of sharing and chatting online;
- A more complex understanding of different forms of abuse.

Module 3: Created to Live in COMMUNITY

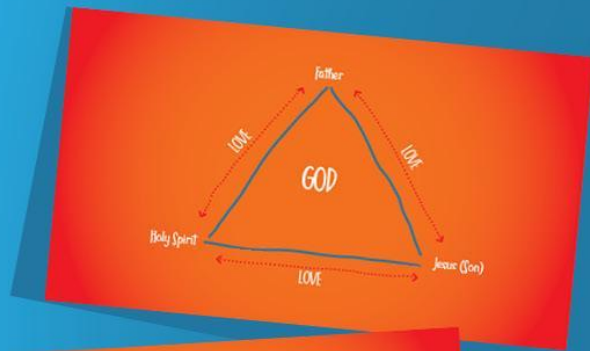
Module Three: Created to Live in Community explores the individual's relationship with the wider world. Here we explore how human beings are relational by nature and are called to love others in the wider community through service, through dialogue and through working for the Common Good.

Module 3: Created to Live in COMMUNITY

Trinity House is a story told throughout the programme from Years 1 to 6 at a growing level of complexity through each learning stage. It tells the story of the Trinity family who live in Trinity House – Abba, Adam and Amara – symbols of the creative circle of love between Father, Son and Spirit. Children will learn that just like the Trinity of God, we are made to love God and love others, and we are made to be loved by God and others. This extends not only to us, our families, our friends and our personal relationships, but also to the wider world.



Module 3: Created to Live in COMMUNITY



WHO is my Neighbour?



Subsequent sessions:

In subsequent sessions, this religious understanding is applied real-world situations, such as the community we live in, and through exploring the work of charities which work for the Common Good.

Note: some sessions in Module 3 are not available for the trial. Please see the Programme Overview for updated information on this.

Online PARENT Portal

- Further information
- Activities for home learning
- Links to family prayers

www.tentenresources.co.uk/parent-portal



Session 1: The Vision